


Projector Screen

Minimum 8' tall x10' wide

10' to 15'
from Projector
to Screen



Electric
Outlets



10'

Minimum
6' x 4'
Table



Lights


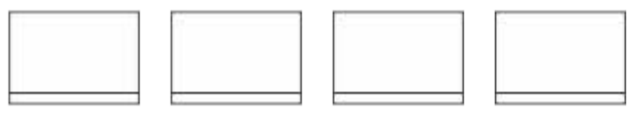

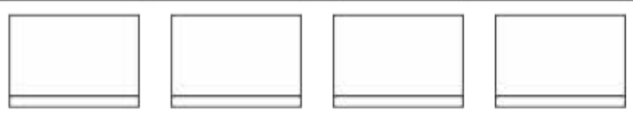


Video
Camera



Lights

- ▶ **Basic Classroom Setting**
- ▶ **The projector is used throughout the workshop and due to the video camera, ceiling based projectors are not useable.**
- ▶ **Room lights need to be adjustable, “dimnable”.**
- ▶ **Electricity is required for the lighting, projector and video camera. The video camera, lights, bar stool and table can be on either side of the room as long as there is electricity.**
- ▶ **Projector table needs to be 10’-15’ from the projection screen.**
- ▶ **Presenter set up needs to be 3’-4’ from the projection screen.**
- ▶ **Barstool needs to be 10’ from the lights and video camera for maximum clarity.**



Classroom Setting